


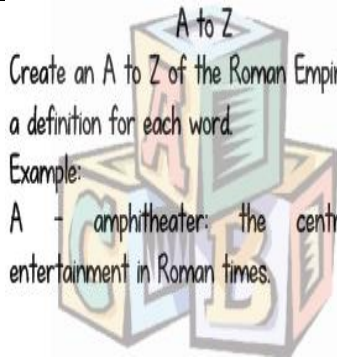








Topic: Roman Invaders (Y3/4)

Each project earns you points! You can choose any of them, but you should aim to get at least 14 points *each side* of half term.

Remember to record your achievements with photos etc. parents please sign the homework grid.



Points	2	4	6	8	10
I enjoy reading, writing and speaking	<p>What Did The Romans Ever Do For Us? What inventions do we use today that originally came from the Romans? Research one and create a report about it.</p> 	<p>Find out about a Roman God. Make a poster about him/her</p>	<p>Prepare a short talk on the differences between Celtic and Roman Clothing.</p>	<p>Create an A to Z of the Roman Empire, with a definition for each word. Example: A - amphitheater: the centre of entertainment in Roman times.</p> 	<p>Write a newspaper report on the Romans invading Great Britain. Either write from the Roman or the Celtic point of view.</p>
I enjoy working with numbers	<p>Learn the Roman numerals up to 12. Can you tell the time on a clock face with Roman numerals.</p> <p>Clock game (tablet friendly)</p> <p>Ictgames.com/mobilePage/Hickory/Dickory</p>	<p>Times Tables with Roman Numerals Choose a times table and write it out using Roman Numerals.</p> <p style="text-align: center;"> I II III IV V VI VII VIII IX X XI XII </p>	<p>Find the year the Romans invaded Britain and the year they left Britain. Draw a numberline to work out how many years they ruled here.</p>	<p>Make a model of a Roman building. Can you identify and label its angles, vertices, different types of triangle, parallel, perpendicular, horizontal and vertical lines?</p> 	<p>Analyse the data and graphs for either the Gladiator Contest graph Or the Long March to Hadrian's wall</p>  <p>(downloadable or request a copy in class)</p>

<p>I enjoy being scientific</p>	<p>Make a poster about staying safe in your home around electricity.</p>	<p>Choose a Roman invention. Draw a labelled diagram to explain how it works.</p>	<p>Grow a type of herb and keep a diary of its progress. The Romans loved to grow herbs for medicines. You might like to use a graph, photos or observational notes.</p> 	<p>Can you make a short play using shadow puppets? STEM learning how to make shadow puppets</p>	<p>How does a sundial work? Can you make a sundial then observe how the shadows change and record your findings.</p>
<p>I enjoy painting, drawing and visualising.</p>	<p>Find two pictures of Roman Mosaics. Discuss the picture with a friend and explain which one you prefer and why.</p>	<p>Create a picture of a Roman God or goddess. Choose any medium.</p>	<p>Use clay to either: make Roman coins, a lamp or a vase.</p>	<p>Design and create a Roman mosaic.</p>	<p>Design a pop up of a famous Italian landmark. Example: pop-up colosseum</p>
<p>I enjoy being active and doing hands-on activities</p>	<p>Can you dress like a Roman?</p> 	<p>Find A Traditional Roman Recipe Cook your tasty Roman treat and take a photo to show your creation. Write out the recipe and evaluate what you have made. What did you think of it? What did your family think of it?</p>	<p>Make a playground game with a Roman theme. You need to create easy to follow instructions and rules.</p>	<p>Make a roman helmet or shield.</p> 	<p>Design and make a model of a Roman catapult.</p>
<p>I enjoy making and listening to music.</p>	<p>Find out 3 musical instruments that the Romans used. Give one piece of information about each instrument. What would sound similar today? Roman instruments</p>	<p>Explore beats and rhythms for the Roman Army to march to. How many different ways can you find?</p>	<p>Learn a song about the Romans Example: numbers song Roman gods song Sing it to an audience!</p>	<p>Write the words for a marching song that the Romans could sing while they marched. It needs to motivate the troops on their long journey.</p> 	<p>Choose a piece music taken From an Italian Opera. Write down Your thoughts, feelings and ideas As you listen and present this To the class.</p>