


# KS2

# Cursive


## Letter Joins

Name: \_\_\_\_\_



twinkl





# Joining the Letter 'a'

Continue each line using diagonal joins.  
Take extra care when joining to an anticlockwise letter.

ay

ai

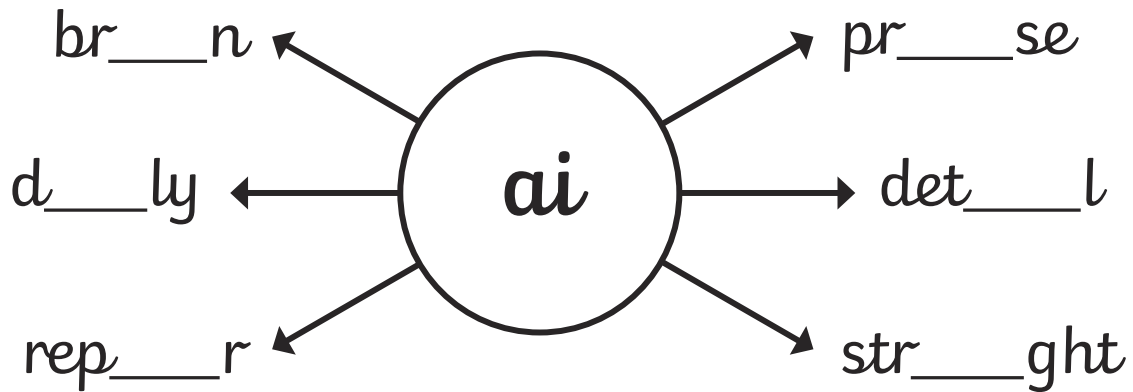
aa

Practise joining the letters in the prefixes 'anti' and 'auto'.

anti

auto


Add the letter pattern 'ai' into these words.



Do these root words need the prefix 'auto' or 'anti' adding to them? Write them in your neatest, joined style. What words have you created?

\_\_\_clockwise      \_\_\_pilot      \_\_\_freeze

\_\_\_social      \_\_\_graph      \_\_\_biography



# Joining the Letter 'b'

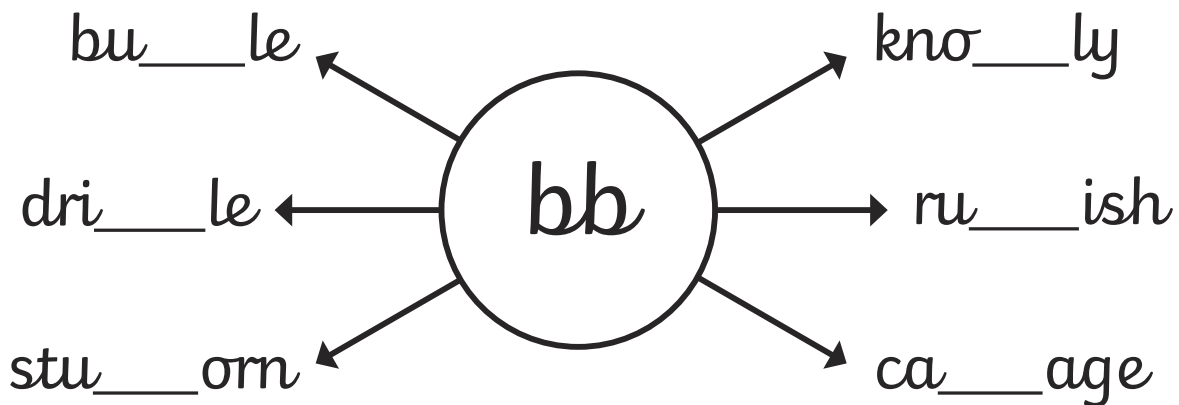
Continue each line using the trickier bottom join from the letter 'b'.

bi

bu

be

Add 'bb' into these words. Make sure that you go underneath the body of your 'b' before flicking diagonally to the next letter.



Add 'be' or 'bu' to the beginning of these words. Make sure that you join carefully from your 'b'. What words have you created?

\_\_yond


\_\_ilder

\_\_lldog

\_\_tween

\_\_siness

\_\_auty



# Joining the Letter 'c'

Continue each line using diagonal joins.  
Take extra care when joining to an anticlockwise letter.

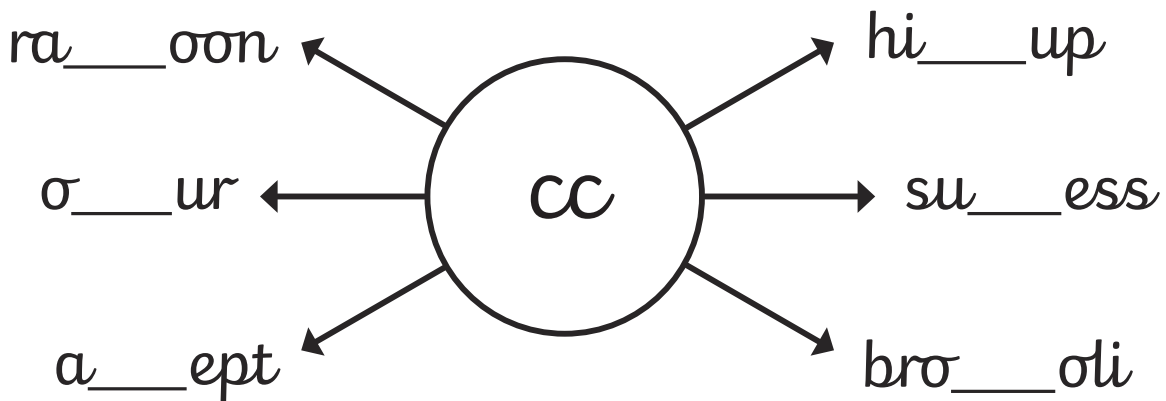
ch

cl

co

ca

Add the letter pattern 'cc' into these words. Make sure you join carefully using your anticlockwise hand movement.



Add 'co' or 'ca' to these words. Make sure that you use your diagonal letter joins to the anticlockwise letters. What words have you created?

vol\_\_no


se\_\_nd

co\_\_nut

es\_\_pe

web\_\_m

pop\_\_rn



# Joining the Letter 'd'

Continue each line using diagonal joins.  
Take extra care when joining to an anticlockwise letter.

dd

do

da

Practise joining the letters in the prefixes 'dis-' and 'de-'.

dis

de

Use the interactive spinner to create words that have the prefix 'dis-' or 'de-'.  
Write them here in your neatest, joined style:

Add either 'da' or 'do' to these words. What words have you created?

calen\_\_r


a\_\_rable

\_\_ngerous

mid\_\_y

\_\_ubt

king\_\_m



# Joining the Letter 'e'

ee

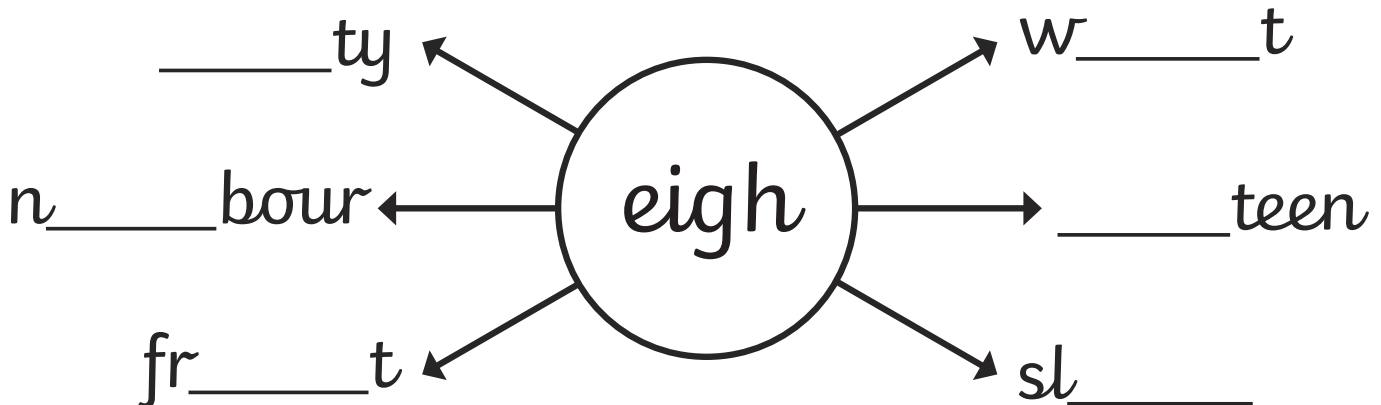
The letter patterns 'ei', 'ey' and 'eigh' can all make a long /a/ sound.  
Continue each line using diagonal joins.

ei

ey

eigh

Add the letter pattern 'eigh' into these words. Join the letters carefully.



Add 'ei' or 'ey' to these words to create a long /a/ sound. Make sure that you use your diagonal letter joins. What words have you created?

gr\_\_\_


r\_\_\_ndeer

conw\_\_\_

r\_\_\_gn

surv\_\_\_

b\_\_\_ge



# Joining to the Letter 'f'

Remember that 'f' is an unjoined letter so we never join from it, but we can join to it. Practise these diagonal joins to the letter 'f':

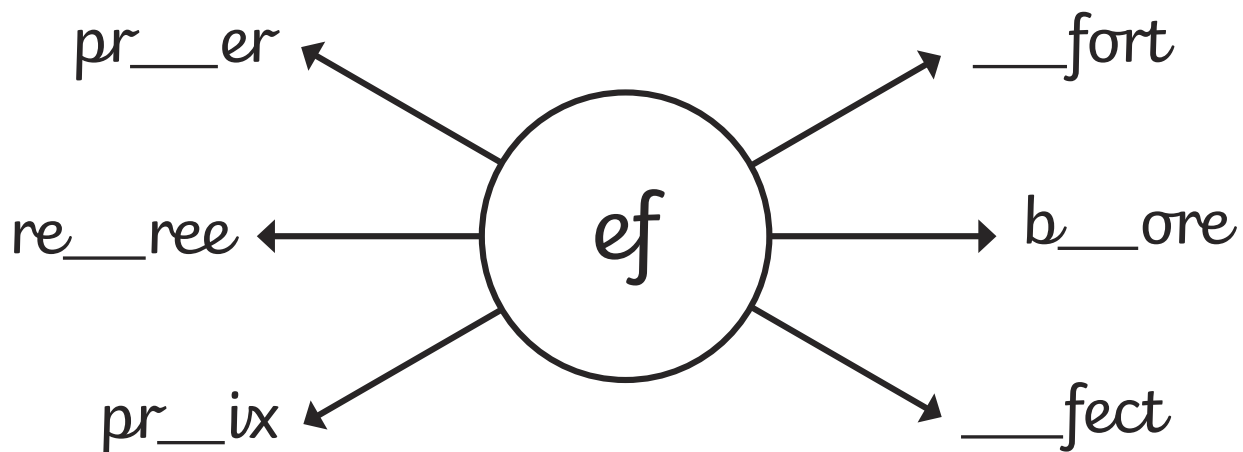
af

if

uf

ef

Add the 'ef' letter pattern to these words. Your 'e' can join on to your 'f', but remember that you don't join on from your 'f'.



Add either 'af' or 'if' to these words. Join carefully to your 'f' but don't join on from it. What words have you created?

d\_\_ficult


tr\_\_fic

un\_\_orm

\_\_fect

tr\_\_le

le\_\_let



# Joining the Letter 'g'

Remember that 'g' is an unjoined letter so we never join from it, but we can join to it. Practise these joins to the letter 'g':

ag

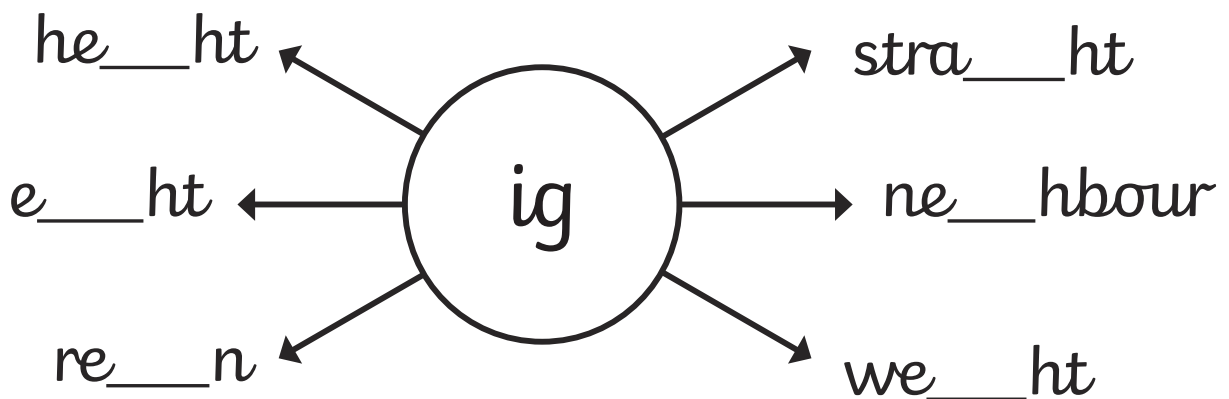
ig

ug

eg

ing

Add the 'ig' letter pattern to these words. Your 'i' can join on to your 'g', but remember that you don't join on from your 'g'.



Add either 'ag' or 'eg' to these words. Join carefully to your 'g' but don't join on from it. What words have you created?

binner

regular


disagree

average

illegal

octagon





# Joining the Letter 'h'

Continue each line using diagonal joins to these anticlockwise letters.

hc

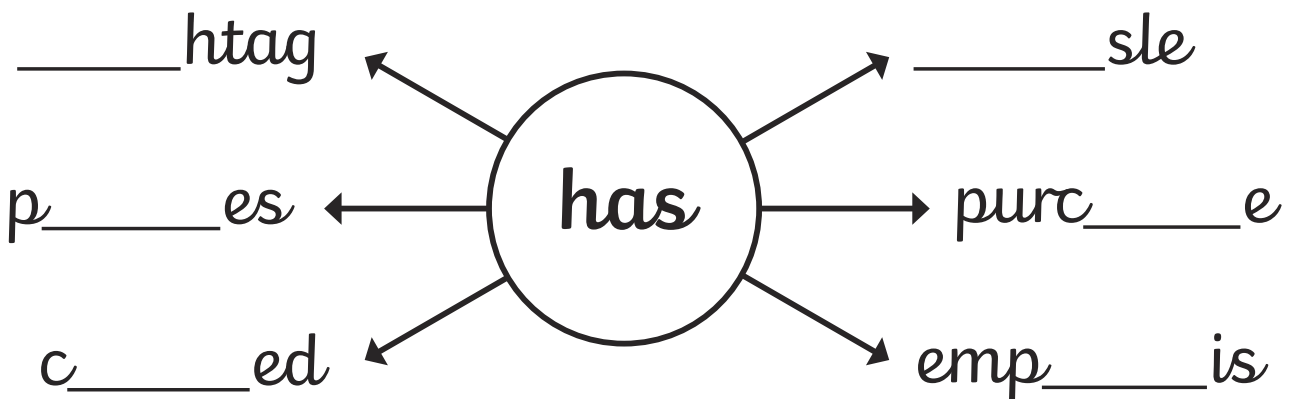
ha

ho

hs

Add 'has' to these words.

Make sure you join carefully to the anticlockwise letters.



Add 'ho' or 'ha' to these words. Make sure that you use your diagonal letter joins. What words have you created?

p\_\_nics

\_\_\_\_rbour

t\_\_usand

key\_\_\_\_le

s\_\_\_\_dow

c\_\_\_\_rger



# Joining the Letter 'i'

Continue each line of diagonal joins.  
Don't dot the 'i' until you have completed both letters.

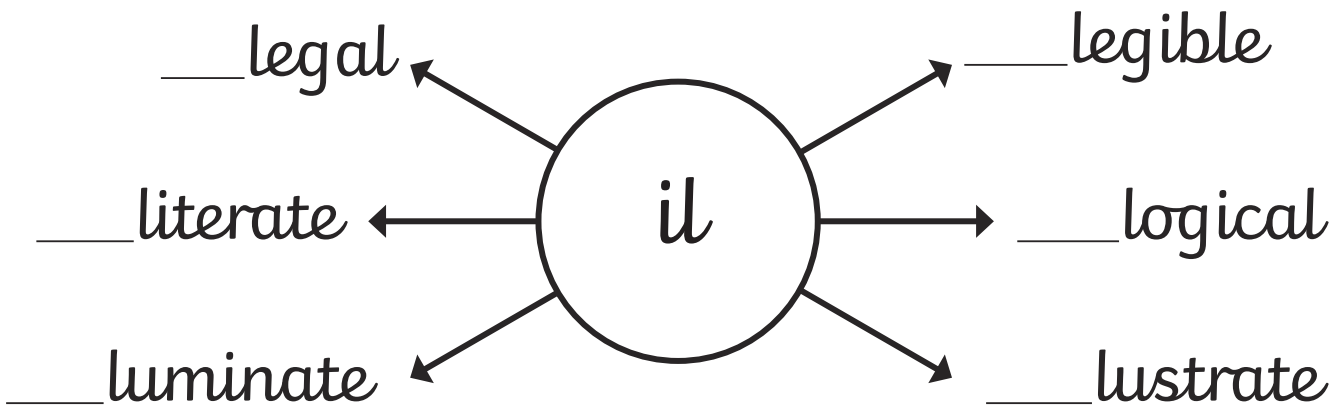
iu

iy

il

it

Add 'il' to the start of these words.  
Make sure that you use your diagonal letter joins.



Add 'ilt' or 'ity' to the end of these words. Make sure that you use your diagonal letter joins. What words have you created?

qual\_\_\_\_\_

spo\_\_\_\_\_

rebu\_\_\_\_\_

abil\_\_\_\_\_

commun\_\_\_\_\_



# Joining to the Letter 'j'

Remember that 'j' is an unjoined letter so we never join from it, but we can join to it.

Practise these joins to the letter 'j':

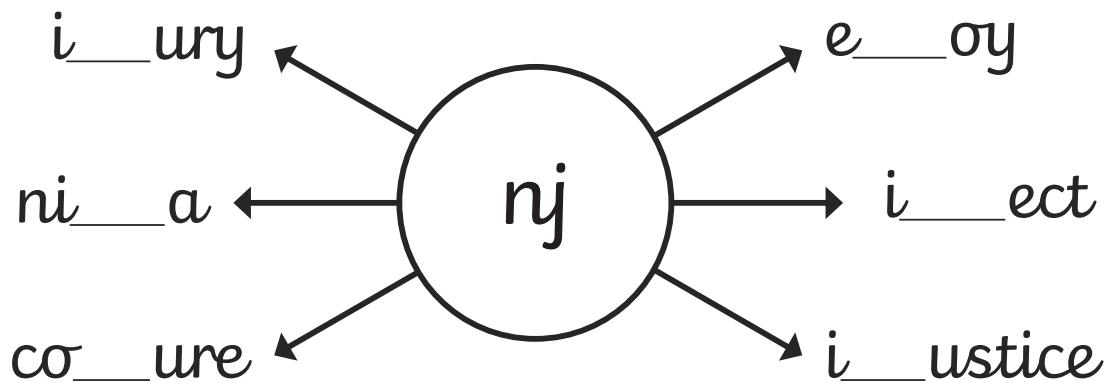
uj

nj

aj

bj

Add the 'nj' letter pattern to these words. Your 'n' can join on to your 'j', but remember that you don't join on from your 'j'.



Add 'aj' or 'bj' to these words. Join carefully to your 'j' but don't join on from it. What words have you created?


o\_\_ect

m\_\_esty

m\_\_or

\_\_ar

su\_\_ect



# Joining the Letter 'k'

Continue each line using diagonal joins to these anticlockwise letters.

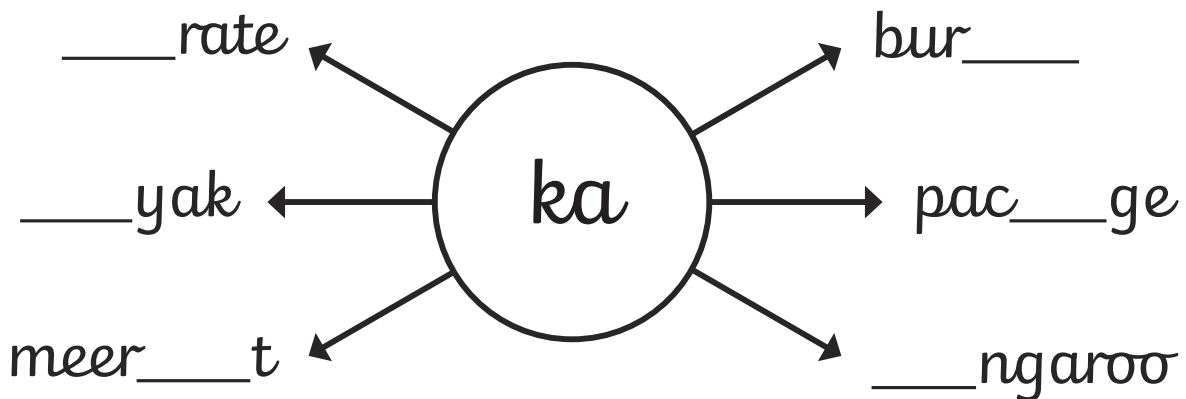
ka

ko

kd

kg

Add the letter pattern 'ka' into these words.  
Make sure you join carefully to the anticlockwise letter.



Add 'ko' or 'ke' to these words. Make sure that you use your diagonal letter joins. What words have you created?

cuc\_\_\_o

bas\_\_\_t

wor\_\_\_ut

gec\_\_\_

\_\_\_yword

whis\_\_\_rs



# Joining the Letter 'l'

Continue each line of diagonal joins:

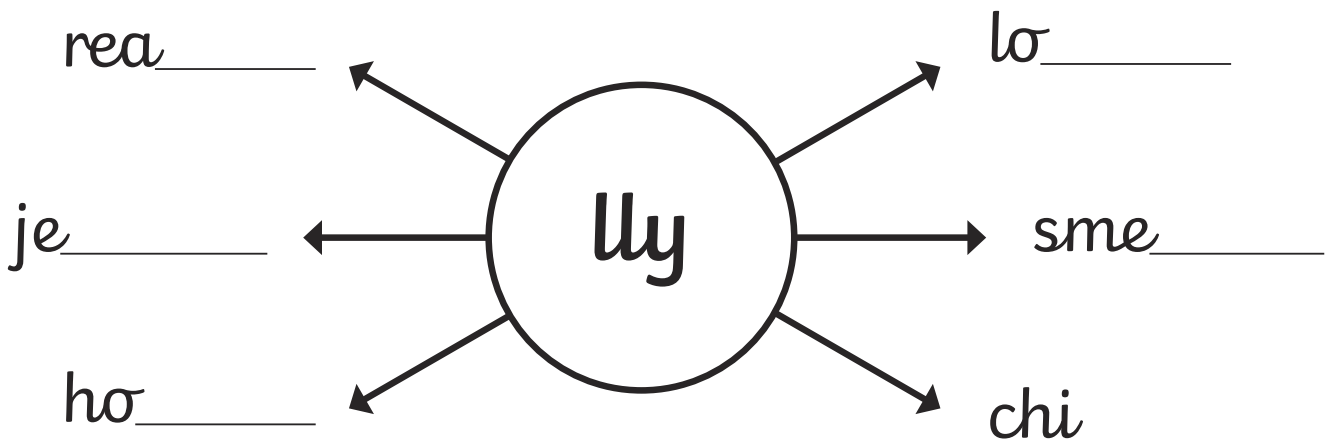
ll

li

lu

ly


Add 'lly' to the end of these words.  
Make sure that you use your diagonal letter joins.



Add 'li' or 'lu' to the start of these words. Make sure that you use your diagonal letter joins. What words have you created?

\_\_\_\_\_ llaby      \_\_\_\_\_ tter      \_\_\_\_\_ mited

\_\_\_\_\_ ggage      \_\_\_\_\_ cence



# Joining the Letter 'm'

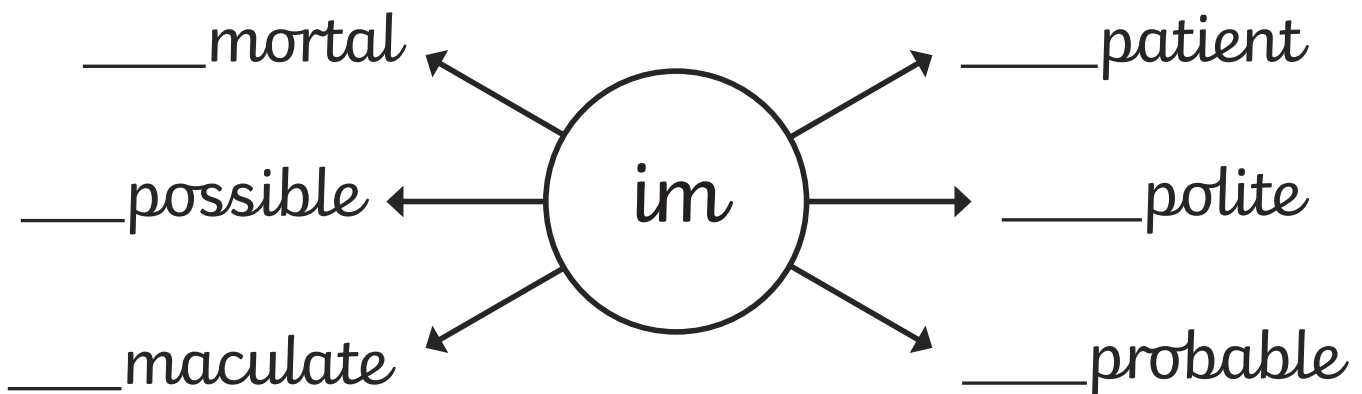
Continue each line using diagonal joins to these anticlockwise letters.

mo

ma

ms

Add the prefix 'im' to the start of these words.  
Make sure that you use your diagonal letter joins.



Add 'mo' or 'ma' to these words. Make sure that you use your diagonal letter joins. What words have you created?

\_\_\_\_\_ jesty


mam\_\_\_\_\_ th

gram\_\_\_\_\_ r

a\_\_\_\_\_ unt

de\_\_\_\_\_ nd

dia\_\_\_\_\_ nd



# Joining the Letter 'n'

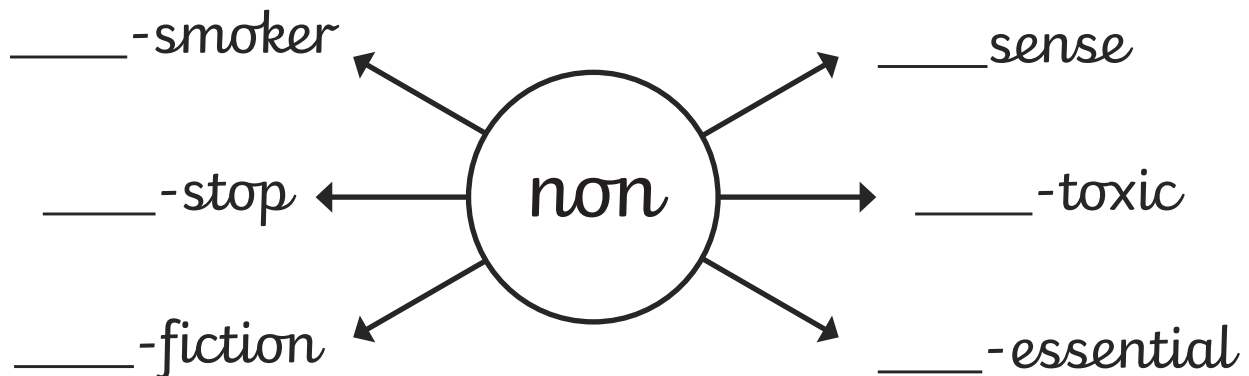
Continue each line using diagonal joins to these anticlockwise letters.

no

na

nd

Add the prefix 'non' to the start of these words.  
Make sure that you use your diagonal letter joins.



Add 'na' or 'nd' to the middle of these words. Make sure that you use your diagonal letter joins. What words have you created?

gra\_\_\_\_\_son


hu\_\_\_\_\_red

ma\_\_\_\_\_ger

sur\_\_\_\_\_me

wo\_\_\_\_\_erful

sig\_\_\_\_\_l



# Joining the Letter 'o'

Continue each line using a horizontal letter join from your 'o'.

Remember that you are joining to anticlockwise letters so you need to stop your pen/pencil and reverse your hand movement when forming the second letter of each letter pattern.

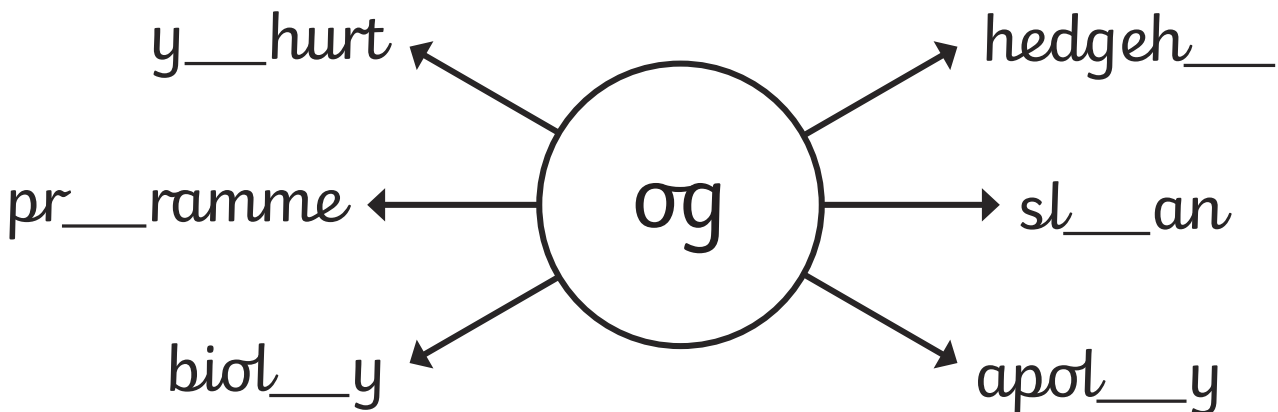
oo

oa

ol

og

Add the letter pattern 'og' into these words.



Do these words need 'oo' or 'oa' adding to them? What words have you created?

sp\_\_n

gr\_\_n


gl\_\_my

fl\_\_t

t\_\_st

pr\_\_f





# Joining the Letter 'p'

Continue each line using the trickier bottom join from the letter 'p' to these anticlockwise letters.

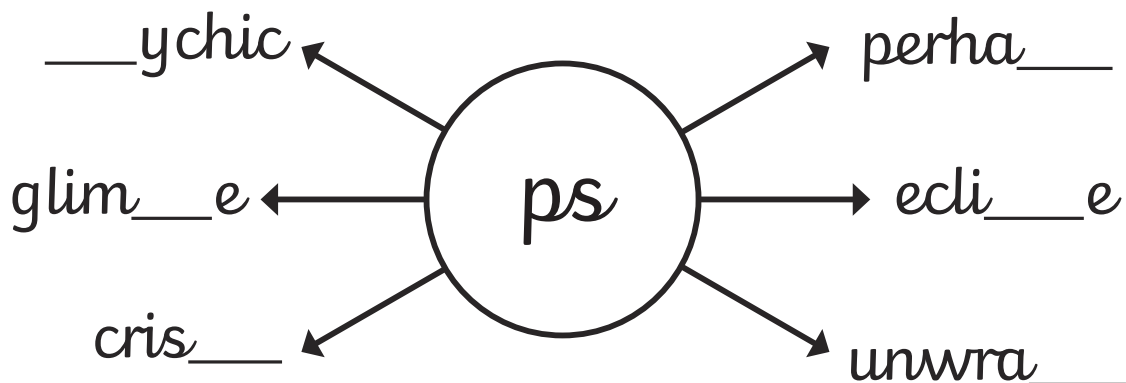
pc

po

pa

ps

Add 'ps' into these words. Make sure that you go underneath the body of your 'p' before flicking diagonally to your 's'.



Add 'pa' or 'po' to the beginning of these words. Make sure that you join carefully from your 'p'. What words have you created?

\_\_\_lygon


\_\_\_tient

\_\_\_werful

\_\_\_stbox

\_\_\_yment

\_\_\_inful



# Joining to the Letter 'q'

Remember that 'q' is an unjoined letter so we never join from it, but we can join to it. Practise these diagonal and horizontal joins to the letter 'q':

aq

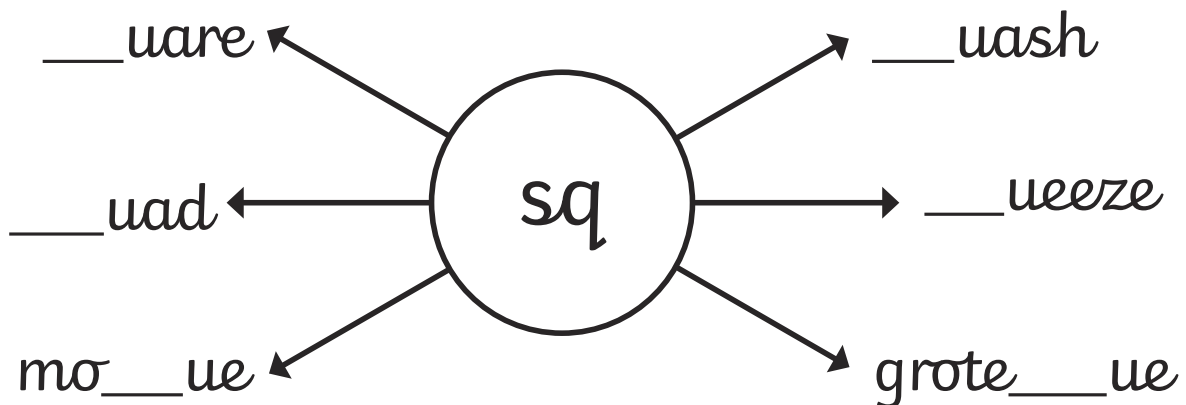
iq

sq

oq


rq

Add the 'sq' letter pattern to these words. Your 's' can join on to your 'q', but remember that you don't join on from your 'q'.



Add either 'iq' or 'aq' to these words. Join carefully to your 'q' but don't join on from it. What words have you created?

op ue      l uid      un ue  
bout ue      uatic



# Joining the Letter 'r'

Continue each line using a horizontal join from the letter 'r'.

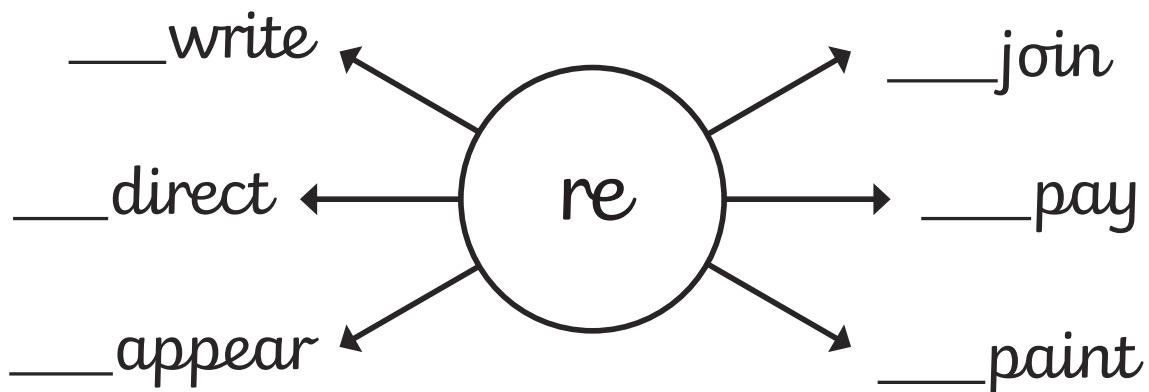
m

ri

ru

re

Add the prefix 're' to the start of these words.  
Make sure that you use your horizontal letter joins.



Add 'ru' or 'ri' into these words. Make sure that you use your horizontal letter join from the 'r'. What words have you created?

st\_\_\_ck


mate\_\_\_al

g\_\_\_mpy

st\_\_\_ke

\_\_\_nner

\_\_\_bbon



# Joining the Letter 's'

Continue each line using a trickier bottom letter join flick from your 's'. Remember that you are joining to anticlockwise letters so you need to stop your pen/pencil and reverse your hand movement when forming the second letter of each letter pattern.

sc

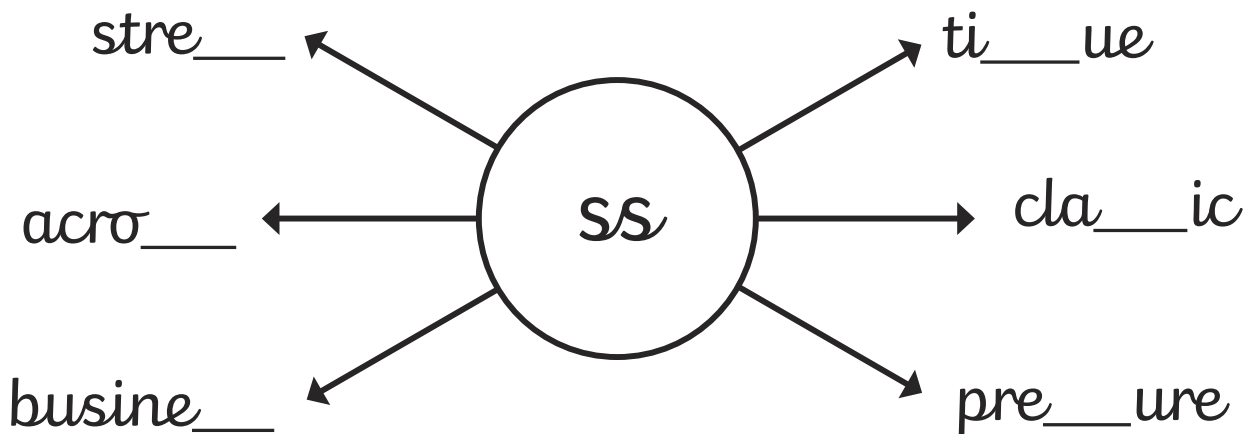
so

sa

ss

sq

Add the letter pattern 'ss' into these words.



Do these words need 'sa' or 'so' adding to them?

What words have you created?

\_\_\_fety

\_\_\_usage

\_\_\_crifice

\_\_\_cial

\_\_\_ldier

\_\_\_ftware



# Joining the Letter 't'

Continue each line using diagonal joins. Remember that your 't' should not quite touch the top line.

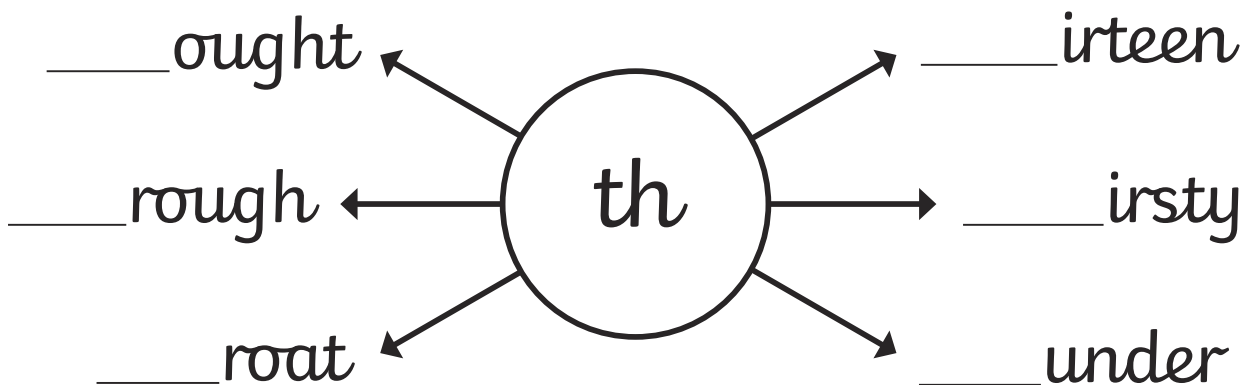
ti

ty

th

tk

Add 'th' to the start of these words.  
Make sure that you use your diagonal letter joins.



Add 'tle' or 'tty' to the end of these words. Make sure that you use your diagonal letter joins. What words have you created?

ski \_\_\_\_\_

spo \_\_\_\_\_

thro \_\_\_\_\_

pre \_\_\_\_\_

bri \_\_\_\_\_



# Joining the Letter 'u'

Continue each line of diagonal joins. Take care to make all of your letters the correct heights and lengths.

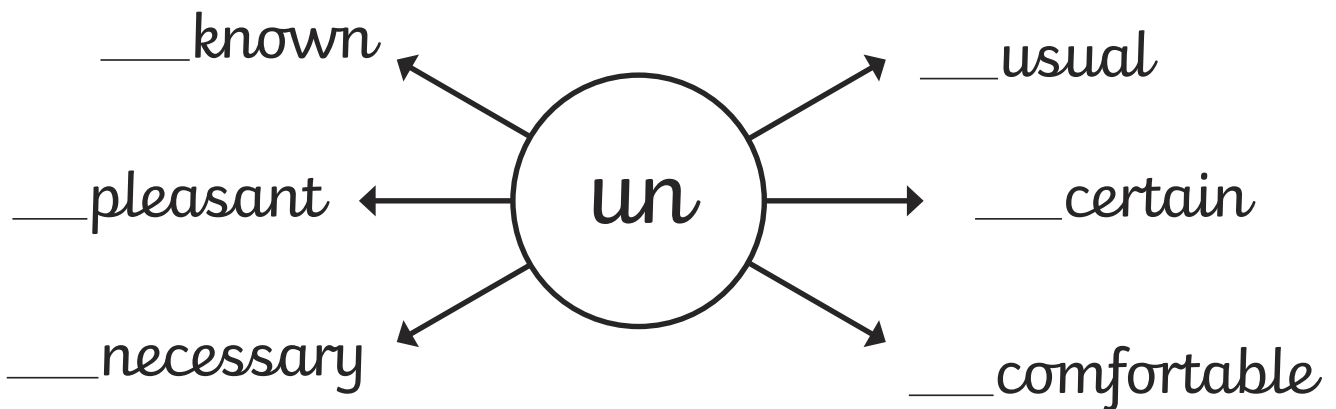
uu

up

uh

ut

Add the prefix 'un' to the start of these words. Make sure that you use your diagonal letter joins.



Add 'ull' or 'unk' to the end of these words. Make sure that you use your diagonal letter joins. What words have you created?

sk \_\_\_\_\_

chipm \_\_\_\_\_

ch \_\_\_\_\_

shr \_\_\_\_\_

seag \_\_\_\_\_



# Joining the Letter 'v'

Continue each line using horizontal joins from the top of the letter 'v'. Take extra care when joining to an anticlockwise letter, and the tricky horizontal join to the letter 'e'.

vv

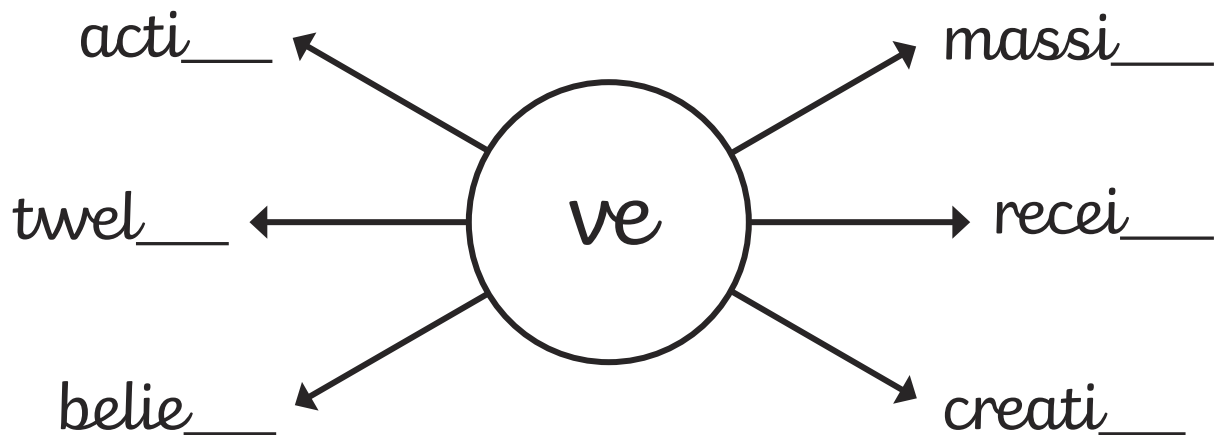
vi

vo

va

ve

Add the letter pattern 've' to the end of these words.



Add 'va' or 'vo' to these words. Make sure that you use your horizontal letter joins. What words have you created?

in\_\_de

ner\_\_us

lar\_\_

pri\_\_te

fla\_\_ur

a\_\_id



# Joining the Letter 'w'

Continue each line using diagonal joins from the bottom of the letter 'w'. Take extra care when joining to an anticlockwise letter.

ww

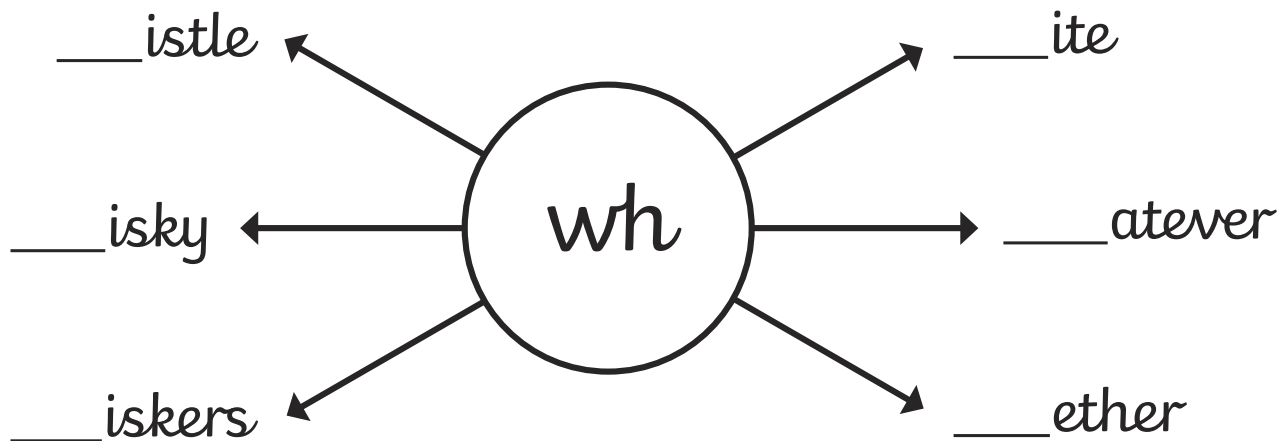
wh

wr

wa

we

Add the letter pattern 'wh' to the beginning of these words.



Add 'wa' or 'we' to these words. Make sure that you use your horizontal letter joins. What words have you created?

soft\_\_\_re

t\_\_\_lve

motor\_\_\_y

awk\_\_\_rd

je\_\_\_llery

ans\_\_\_r





# Joining to the Letter 'x'

Remember that 'x' is an unjoined letter so we never join from it, but we can join to it. Practise these diagonal and horizontal joins to the letter 'x':

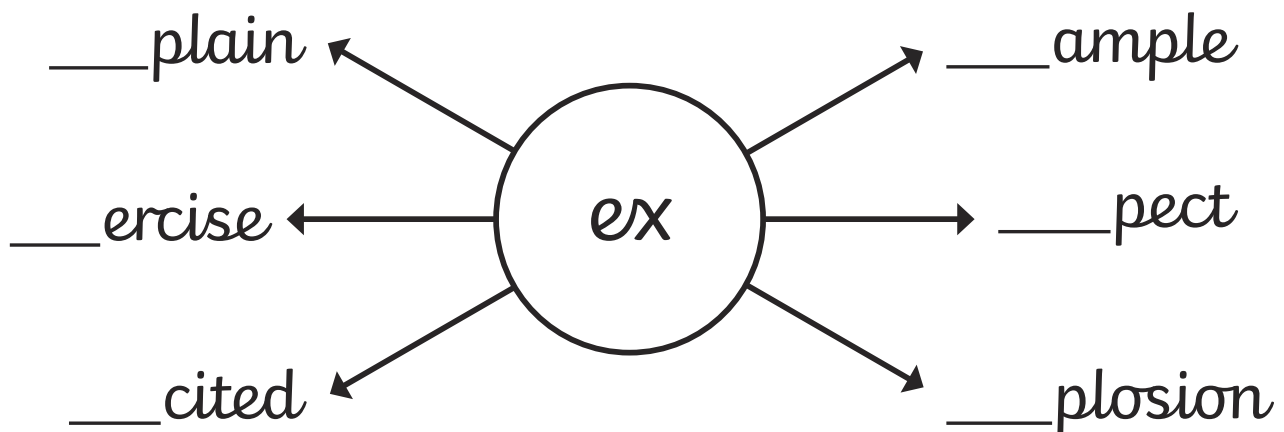
ax

wx

ex

ox

Add the 'ex' letter pattern to the start of these words. Your 'e' can join on to your 'x', but remember that you don't join on from your 'x'.



Add either 'ox' or 'ax' to these words. Join carefully to your 'x' but don't join on from it. What words have you created?

gal\_\_\_y

\_\_\_ygen

m\_\_\_imum

jukeb\_\_\_

earw\_\_\_

b\_\_\_ing



# Joining to the Letter 'y'

Remember that 'y' is an unjoined letter so we never join from it, but we can join to it.

Practise these joins to the letter 'y':

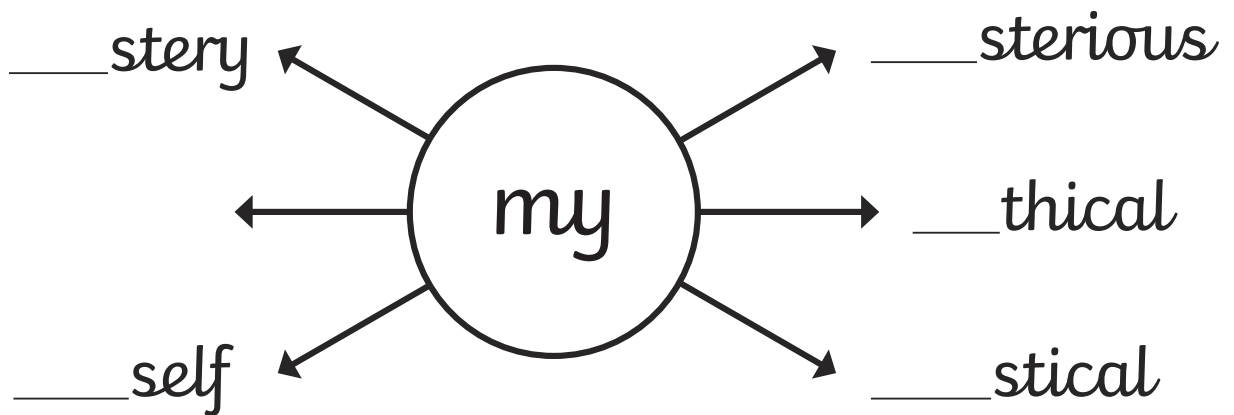
ty

ty

ny

ay

Add the 'my' letter pattern to the start of these words. Your 'm' can join on to your 'y', but remember that you don't join on from your 'y'.



Add 'ally' to the end of these words. Join carefully to your 'y'.  
What words have you created?

tot\_\_\_\_\_

drastic\_\_\_\_\_

nation\_\_\_\_\_

historic\_\_\_\_\_



# Joining the Letter 'z'

Continue each line using diagonal joins from the bottom of the letter 'z'. Take extra care when joining to an anticlockwise letter.

zz

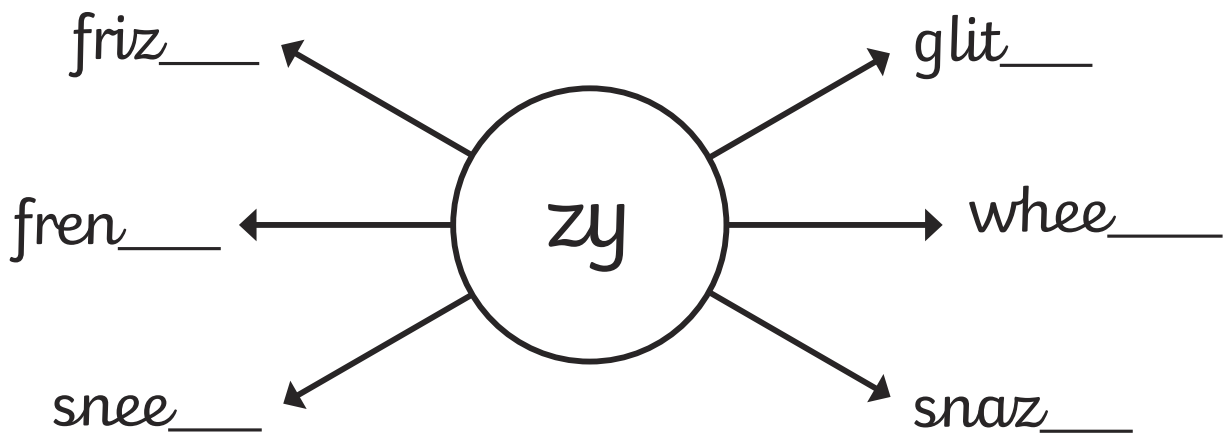
zy

ze

zo

za

Add the letter pattern 'zy' to the end of these words.



Add 'za' or 'ze' to these words. Make sure that you use your diagonal letter joins. What words have you created?

fro\_\_n

ha\_\_rd

sei\_\_

bla\_\_r

wi\_\_rd

stan\_\_